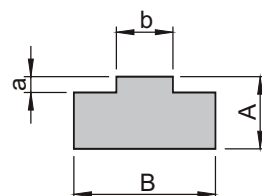


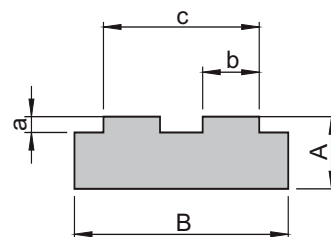
## PROFIL T - DLA ŁAŃCUCHA JEDNORZĘDOWEGO

| kod   | typ   | łańcuch         | ISO   | B  | A  | b     | a    | [kg/m] |
|-------|-------|-----------------|-------|----|----|-------|------|--------|
| D0185 | T 0   | 3/8" x 7/32"    | 06B-1 | 15 | 10 | 5,40  | 1,50 | 0,13   |
| D0186 | T 1   | 1/2" x 5/16"    | 08B-1 | 20 | 10 | 7,40  | 2,20 | 0,18   |
| D0187 | T 1   | 1/2" x 5/16"    | 08B-1 | 20 | 15 | 7,40  | 2,20 | 0,26   |
| D0188 | T 1   | 1/2" x 5/16"    | 08B-1 | 20 | 20 | 7,40  | 2,20 | 0,34   |
| D0189 | T 2   | 5/8" x 3/8"     | 10B-1 | 20 | 10 | 9,20  | 2,60 | 0,16   |
| D0190 | T 2   | 5/8" x 3/8"     | 10B-1 | 20 | 15 | 9,20  | 2,60 | 0,25   |
| D0191 | T 2   | 5/8" x 3/8"     | 10B-1 | 20 | 20 | 9,20  | 2,60 | 0,33   |
| D0192 | T 3   | 3/4" x 7/16"    | 12B-1 | 25 | 10 | 11,30 | 2,40 | 0,20   |
| D0193 | T 3   | 3/4" x 7/16"    | 12B-1 | 25 | 15 | 11,30 | 2,40 | 0,32   |
| D0194 | T 3   | 3/4" x 7/16"    | 12B-1 | 25 | 20 | 11,30 | 2,40 | 0,43   |
| D0195 | T 4   | 1" x 17,02 mm   | 16B-1 | 40 | 15 | 16,50 | 3,50 | 0,45   |
| D0196 | T 4   | 1" x 17,02 mm   | 16B-1 | 40 | 20 | 16,50 | 3,50 | 0,68   |
| D0197 | T 5   | 1" 1/4 x 3/4"   | 20B-1 | 45 | 15 | 19,00 | 4,30 | 0,55   |
| D0198 | T 5   | 1" 1/4 x 3/4"   | 20B-1 | 45 | 20 | 19,00 | 4,30 | 0,77   |
| D0199 | T 6   | 1" 1/2 x 1"     | 24B-1 | 60 | 15 | 24,60 | 5,60 | 0,67   |
| D0200 | T 6   | 1" 1/2 x 1"     | 24B-1 | 60 | 20 | 24,60 | 5,60 | 0,97   |
| D0201 | * T 7 | 1" 3/4 x 1" 1/4 | 28B-1 | 75 | 20 | 30,00 | 6,90 |        |
| D0202 | * T 8 | 2" x 1" 1/4     | 32B-1 | 80 | 20 | 30,00 | 7,80 |        |



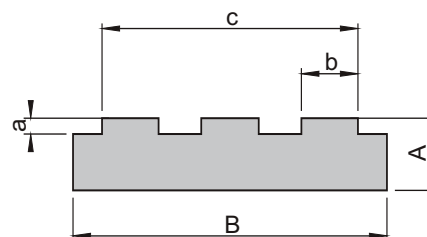
## PROFIL T - DLA ŁAŃCUCHA DWURZĘDOWEGO

| kod   | typ     | łańcuch         | ISO   | B   | A  | b     | a    | c     | [kg/m] |
|-------|---------|-----------------|-------|-----|----|-------|------|-------|--------|
| D0203 | T 0.2   | 3/8" x 7/32"    | 06B-2 | 25  | 10 | 5,40  | 1,50 | 15,74 | 0,22   |
| D0204 | T 1.2   | 1/2" x 5/16"    | 08B-2 | 35  | 10 | 7,40  | 2,20 | 21,42 | 0,30   |
| D0205 | T 1.2   | 1/2" x 5/16"    | 08B-2 | 35  | 15 | 7,40  | 2,20 | 21,42 | 0,46   |
| D0206 | T 1.2   | 1/2" x 5/16"    | 08B-2 | 35  | 20 | 7,40  | 2,20 | 21,42 | 0,63   |
| D0207 | T 2.2   | 5/8" x 3/8"     | 10B-2 | 40  | 10 | 9,20  | 2,60 | 25,79 | 0,32   |
| D0208 | T 2.2   | 5/8" x 3/8"     | 10B-2 | 40  | 15 | 9,20  | 2,60 | 25,79 | 0,54   |
| D0209 | T 2.2   | 5/8" x 3/8"     | 10B-2 | 40  | 20 | 9,20  | 2,60 | 25,79 | 0,77   |
| D0210 | T 3.2   | 3/4" x 7/16"    | 12B-2 | 45  | 15 | 11,30 | 2,40 | 30,76 | 0,62   |
| D0211 | T 3.2   | 3/4" x 7/16"    | 12B-2 | 45  | 20 | 11,30 | 2,40 | 30,76 | 0,85   |
| D0212 | T 4.2   | 1" x 17,02 mm   | 16B-2 | 65  | 15 | 16,50 | 3,50 | 48,38 | 0,86   |
| D0213 | T 4.2   | 1" x 17,02 mm   | 16B-2 | 65  | 20 | 16,50 | 3,50 | 48,38 | 1,19   |
| D0214 | T 5.2   | 1" 1/4 x 3/4"   | 20B-2 | 70  | 15 | 19,00 | 4,30 | 54,45 | 0,89   |
| D0215 | T 5.2   | 1" 1/4 x 3/4"   | 20B-2 | 70  | 20 | 19,00 | 4,30 | 54,45 | 1,22   |
| D0216 | T 6.2   | 1" 1/2 x 1"     | 24B-2 | 88  | 20 | 24,60 | 5,60 | 72,96 | 1,48   |
| D0217 | * T 7.2 | 1" 3/4 x 1" 1/4 | 28B-2 | 105 | 25 | 30,00 | 6,90 | 89,56 |        |
| D0218 | * T 8.2 | 2" x 1" 1/4     | 32B-2 | 105 | 30 | 30,00 | 7,80 | 88,55 |        |



## PROFIL T - DLA ŁAŃCUCHA TRZYRZĘDOWEGO

| kod   | typ   | łańcuch       | ISO   | B  | A  | b     | a    | c     | [kg/m] |
|-------|-------|---------------|-------|----|----|-------|------|-------|--------|
| D0219 | T 0.3 | 3/8" x 7/32"  | 06B-3 | 35 | 10 | 5,40  | 1,50 | 25,88 | 0,77   |
| D0220 | T 1.3 | 1/2" x 5/16"  | 08B-3 | 45 | 10 | 7,40  | 2,20 | 35,24 | 0,82   |
| D0221 | T 1.3 | 1/2" x 5/16"  | 08B-3 | 45 | 15 | 7,40  | 2,20 | 35,24 | 1,06   |
| D0222 | T 1.3 | 1/2" x 5/16"  | 08B-3 | 45 | 20 | 7,40  | 2,20 | 35,24 | 1,27   |
| D0223 | T 2.3 | 5/8" x 3/8"   | 10B-3 | 55 | 10 | 9,20  | 2,60 | 42,38 | 0,85   |
| D0224 | T 2.3 | 5/8" x 3/8"   | 10B-3 | 55 | 15 | 9,20  | 2,60 | 42,38 | 1,13   |
| D0225 | T 2.3 | 5/8" x 3/8"   | 10B-3 | 55 | 20 | 9,20  | 2,60 | 42,38 | 1,40   |
| D0226 | T 3.3 | 3/4" x 7/16"  | 12B-3 | 60 | 15 | 11,30 | 2,40 | 50,22 | 0,86   |
| D0227 | T 3.3 | 3/4" x 7/16"  | 12B-3 | 60 | 20 | 11,30 | 2,40 | 50,22 | 1,16   |
| D0228 | T 4.3 | 1" x 17,02 mm | 16B-3 | 95 | 20 | 16,50 | 3,50 | 80,26 | 1,75   |



\* na zapytanie

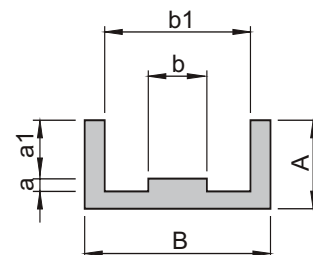
Materiał: PE 1000

# PROWADNICE ŁAŃCUCHA Z POLIETYLENU

L = 2000mm

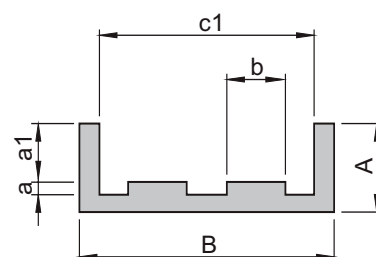
## PROFIL E - DLA ŁAŃCUCHA JEDNORZĘDOWEGO

| kod   | typ | łańcuch       | ISO   | B  | A  | a    | a1    | b     | b1 | [kg/m] |
|-------|-----|---------------|-------|----|----|------|-------|-------|----|--------|
| D0229 | E 0 | 3/8" x 7/32"  | 06B-1 | 25 | 10 | 1,50 | 4,35  | 5,40  | 15 | 0,17   |
| D0230 | E 1 | 1/2" x 5/16"  | 08B-1 | 30 | 15 | 2,20 | 7,17  | 7,40  | 20 | 0,27   |
| D0231 | E 2 | 5/8" x 3/8"   | 10B-1 | 33 | 20 | 2,60 | 9,45  | 9,20  | 23 | 0,39   |
| D0232 | E 3 | 3/4" x 7/16"  | 12B-1 | 38 | 20 | 2,40 | 11,11 | 11,30 | 28 | 0,39   |
| D0233 | E 4 | 1" x 17,02 mm | 16B-1 | 51 | 25 | 3,50 | 16,48 | 16,50 | 41 | 0,46   |



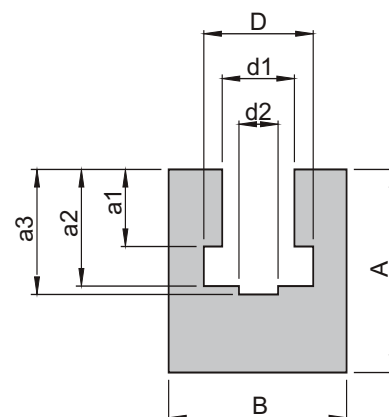
## PROFIL E - DLA ŁAŃCUCHA DWURZĘDOWEGO

| kod   | typ   | łańcuch       | ISO   | B  | A  | a    | a1    | b     | c1 | [kg/m] |
|-------|-------|---------------|-------|----|----|------|-------|-------|----|--------|
| D0234 | E 0.2 | 3/8" x 7/32"  | 06B-2 | 36 | 15 | 1,50 | 4,35  | 5,40  | 26 | 0,43   |
| D0235 | E 1.2 | 1/2" x 5/16"  | 08B-2 | 45 | 20 | 2,20 | 7,17  | 7,40  | 35 | 0,59   |
| D0236 | E 2.2 | 5/8" x 3/8"   | 10B-2 | 50 | 25 | 2,60 | 9,45  | 9,20  | 40 | 0,77   |
| D0237 | E 3.2 | 3/4" x 7/16"  | 12B-2 | 56 | 25 | 2,40 | 11,11 | 11,30 | 46 | 0,80   |
| D0238 | E 4.2 | 1" x 17,02 mm | 16B-2 | 85 | 30 | 3,50 | 16,48 | 16,50 | 75 | 1,12   |



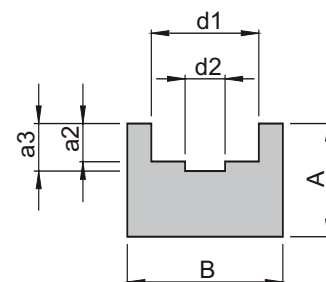
## PROFIL BL - DLA ŁAŃCUCHA JEDNORZĘDOWEGO

| kod   | typ    | łańcuch         | ISO   | B  | A  | a1    | a2    | a3    | d1    | D     | d2    | [kg/m] |
|-------|--------|-----------------|-------|----|----|-------|-------|-------|-------|-------|-------|--------|
| D0239 | BL 0   | 3/8" x 7/32"    | 06B-1 | 20 | 25 | 5,60  | 8,70  | 10,00 | 6,60  | 9,30  | 4,00  | 0,43   |
| D0240 | BL 1   | 1/2" x 5/16"    | 08B-1 | 24 | 30 | 7,60  | 11,50 | 13,50 | 8,70  | 12,80 | 5,00  | 0,55   |
| D0241 | BL 2   | 5/8" x 3/8"     | 10B-1 | 30 | 35 | 9,50  | 13,50 | 14,80 | 10,40 | 15,40 | 6,00  | 0,83   |
| D0242 | BL 3   | 3/4" x 7/16"    | 12B-1 | 40 | 35 | 11,50 | 15,90 | 17,50 | 12,30 | 16,90 | 7,00  | 1,10   |
| D0243 | BL 4   | 1" x 17,02 mm   | 16B-1 | 40 | 45 | 16,90 | 25,70 | 26,80 | 16,10 | 24,40 | 9,00  | 1,22   |
| D0244 | * BL 5 | 1" 1/4 x 3/4"   | 20B-1 | 50 | 50 | 19,40 | 29,30 | 31,20 | 19,30 | 27,50 | 11,00 |        |
| D0245 | * BL 6 | 1" 1/2 x 1"     | 24B-1 | 60 | 60 | 25,20 | 38,20 | 40,10 | 25,70 | 36,50 | 16,00 |        |
| D0246 | * BL 7 | 1" 3/4 x 1" 1/4 | 28B-1 | 60 | 70 | 30,80 | 46,90 | 48,90 | 28,30 | 41,50 | 17,00 |        |
| D0247 | * BL 8 | 2" x 1" 1/4     | 32B-1 | 70 | 75 | 30,80 | 47,30 | 53,00 | 29,60 | 44,50 | 19,00 |        |



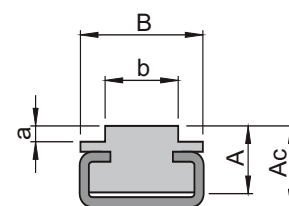
## PROFIL U - DLA ŁAŃCUCHA JEDNORZĘDOWEGO

| kod   | typ | łańcuch       | ISO   | B  | A  | a2   | a3    | d1    | d2 | [kg/m] |
|-------|-----|---------------|-------|----|----|------|-------|-------|----|--------|
| D0248 | U 0 | 3/8" x 7/32"  | 06B-1 | 20 | 15 | 2,80 | 4,20  | 9,20  | 4  | 0,26   |
| D0249 | U 1 | 1/2" x 5/16"  | 08B-1 | 25 | 15 | 3,50 | 4,80  | 12,70 | 5  | 0,31   |
| D0250 | U 2 | 5/8" x 3/8"   | 10B-1 | 25 | 15 | 3,60 | 5,10  | 15,20 | 6  | 0,30   |
| D0251 | U 3 | 3/4" x 7/16"  | 12B-1 | 25 | 20 | 3,90 | 5,70  | 16,70 | 7  | 0,40   |
| D0252 | U 4 | 1" x 17,02 mm | 16B-1 | 35 | 25 | 8,40 | 10,00 | 24,40 | 9  | 0,63   |



## PROFIL CT - DLA ŁAŃCUCHA JEDNORZĘDOWEGO

| kod   | typ         | łańcuch       | ISO   | B  | A  | a    | b     | Ac | [kg/m] |
|-------|-------------|---------------|-------|----|----|------|-------|----|--------|
| D0253 | T 0 C3 A 15 | 3/8" x 7/32"  | 06B-1 | 20 | 15 | 1,50 | 5,40  | 17 | 0,86   |
| D0254 | T 1 C3 A 15 | 1/2" x 5/16"  | 08B-1 | 20 | 15 | 2,20 | 7,40  | 17 | 0,85   |
| D0255 | T 2 C3 A 15 | 5/8" x 3/8"   | 10B-1 | 20 | 15 | 2,60 | 9,20  | 17 | 0,85   |
| D0256 | T 3 C3 A 15 | 3/4" x 7/16"  | 12B-1 | 20 | 15 | 2,40 | 11,30 | 17 | 0,84   |
| D0257 | T 4 C5 A 15 | 1" x 17,02 mm | 16B-1 | 28 | 15 | 3,50 | 16,50 | 18 | 1,24   |
| D0258 | T 5 C9 A 20 | 1 1/4" x 3/4" | 20B-1 | 38 | 20 | 4,30 | 19,00 | 27 | 2,40   |



\* na zapytanie

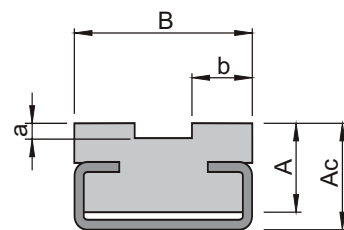
Materiał: PE 1000

# PROWADNICE ŁAŃCUCHA Z POLIETYLENU

L = 2000mm

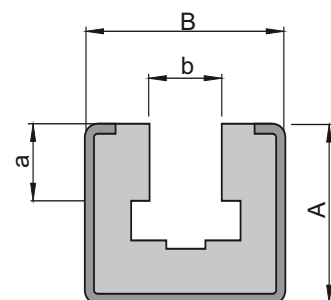
## PROFIL CT - DLA ŁAŃCUCHA DWURZĘDOWEGO

| kod   | typ           | łańcuch       | ISO   | B     | A  | a    | b     | Ac | [kg/m] |
|-------|---------------|---------------|-------|-------|----|------|-------|----|--------|
| D0259 | T 0.2 C3 A 15 | 3/8" x 7/32"  | 06B-2 | 15,70 | 15 | 1,50 | 5,40  | 17 | 0,74   |
| D0260 | T 1.2 C3 A 15 | 1/2" x 5/16"  | 08B-2 | 21,40 | 15 | 2,20 | 7,40  | 17 | 0,84   |
| D0261 | T 2.2 C5 A 15 | 5/8" x 3/8"   | 10B-2 | 25,90 | 15 | 2,60 | 9,20  | 19 | 0,85   |
| D0262 | T 3.2 C5 A 15 | 3/4" x 7/16"  | 12B-2 | 30,70 | 15 | 2,40 | 11,30 | 19 | 1,25   |
| D0263 | T 4.2 C9 A 20 | 1" x 17,02 mm | 16B-2 | 48,30 | 20 | 3,50 | 16,50 | 27 | 2,15   |



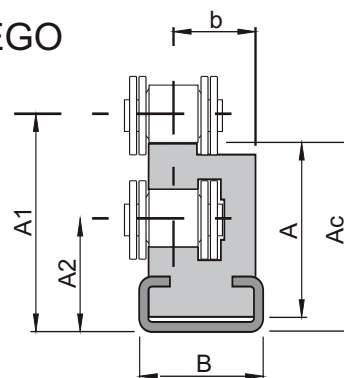
## PROFIL C 10 P - DLA ŁAŃCUCHA JEDNORZĘDOWEGO

| kod   | typ    | łańcuch       | ISO   | B  | A  | a     | b     | [kg/m] |
|-------|--------|---------------|-------|----|----|-------|-------|--------|
| D0264 | C 10.0 | 3/8" x 7/32"  | 06B-1 | 30 | 24 | 6,60  | 5,60  | 1,31   |
| D0265 | C 10.1 | 1/2" x 5/16"  | 08B-1 | 30 | 24 | 8,70  | 7,60  | 1,30   |
| D0266 | C 10.2 | 5/8" x 3/8"   | 10B-1 | 30 | 24 | 10,40 | 9,50  | 1,29   |
| D0267 | C 10.3 | 3/4" x 7/16"  | 12B-1 | 30 | 24 | 12,30 | 11,50 | 1,28   |
| D0268 | C 11.4 | 1" x 17,02 mm | 16B-1 | 45 | 40 | 16,10 | 16,90 | 2,88   |



## PROFIL COMBI A-R - DLA ŁAŃCUCHA JEDNORZĘDOWEGO

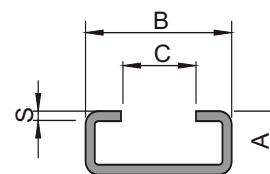
| kod   | typ     | łańcuch       | ISO   | profil | A     | B  | A1    | A2    | Ac    | b     | [kg/m] |
|-------|---------|---------------|-------|--------|-------|----|-------|-------|-------|-------|--------|
| D0269 | COMBI 0 | 3/8" x 7/32"  | 06B-1 | C 3    | 26,40 | 20 | 31,60 | 19,50 | 28,40 | 14,50 | 0,89   |
| D0270 | COMBI 1 | 1/2" x 5/16"  | 08B-1 | C 3    | 28,00 | 20 | 34,80 | 18,90 | 30,50 | 16,50 | 0,96   |
| D0271 | COMBI 2 | 5/8" x 3/8"   | 10B-1 | C 3    | 34,40 | 20 | 41,10 | 21,20 | 36,00 | 15,50 | 1,12   |
| D0272 | COMBI 3 | 3/4" x 7/16"  | 12B-1 | C 5    | 38,50 | 28 | 47,50 | 24,80 | 41,50 | 18,50 | 1,72   |
| D0273 | COMBI 4 | 1" x 17,02 mm | 16B-1 | C 9    | 52,40 | 38 | 69,40 | 45,10 | 61,40 | 25,00 | 2,80   |



## PROFIL STALOWY - OCYNKOWANY

| kod   | typ | A  | B  | C  | S    | [kg/m] |
|-------|-----|----|----|----|------|--------|
| D0274 | C3  | 10 | 20 | 10 | 1,50 | 0,48   |
| D0275 | C5  | 12 | 28 | 14 | 1,50 | 0,85   |
| D0276 | C9  | 18 | 38 | 22 | 1,50 | 0,90   |
| D0277 | C10 | 24 | 30 | 20 | 1,50 | 0,95   |
| D0278 | C11 | 40 | 45 | 31 | 2,00 | 1,95   |

C3 - C5 - C9 - C10 dostępny także w wersji nierdzewnej ze stali AISI 304



Materiał: PE 1000